

H&V Training Panel

(*Herpes simplex*, *Varicella-zoster*, *Cytomegalovirus*)
H&V Panel, 24 samples (1-mL fill volume)









REF: 02-461024

For Training Use

Please contact Diagnostic HYBRIDS Technical Services for technical assistance regarding this procedure.

USA Toll-free: (866) 344-3477
Direct: +1(740) 589-3300
Fax: +1(740) 592-9820
E-mail: technical_services@dhiusa.com

Symbols Lexicon/Glossary

	Temperature limit		Batch code/lot number
	Consult instructions for use		Catalog number
	Manufacturer		Use by YYYY-MON-DD
	Authorized representative in the European Community		CE mark of conformity (Conformité Européen)

Intended Use:

For Training use.

The H&V panel is comprised of 24 frozen 1-mL liquid aliquots. Eighteen of these aliquots have been tested and confirmed to contain viable viruses in the family *Herpesviridae*: *Cytomegalovirus* (CMV), *Herpes simplex* type 1 (HSV-1), *Herpes simplex* type 2 (HSV-2) and *Varicella-zoster virus* (VZV). The remaining six aliquots have been tested and confirmed as negative for the presence of viable viruses. The panel has been designed for use with cell culture. The validation of this panel with non-cell culture systems is the responsibility of the end-user.

Principle:

All virus strains have been propagated in cell culture, diluted and frozen at -70° C. The actual titer in each aliquot is unknown, and has not been quantitatively assayed. However, the panel has been designed to allow for pre-cytopathic effect staining at 17–24 hours for CMV, HSV-1 and HSV-2 using the appropriate monoclonal antibody reagents. Pre-cytopathic effect staining for VZV can occur after 36–48 hours using the appropriate monoclonal antibody reagents. Inoculation of this panel should be performed as described in the Product Insert or Instructions for Use of the system in which it will be used.

Storage and handling instructions:

It is recommended that the panel be stored at -70°C or lower. Once the panel has been thawed it should not be re-frozen.

Warnings and Precautions:

1. Personnel working with this panel must be properly trained in virus culture and safe handling techniques.¹
2. Manipulations which present potential personnel hazards should be conducted in a Class II hood with gloves worn at all times and in accordance with the guidelines presented in the CDC-NIH Manual.

Virus Handling and Usage Instructions:

1. The H & V panel should be transferred from the shipping container to a -70°C or lower freezer immediately upon receipt.
2. At the time of use, rapidly thaw the panel aliquots in a 35° to 37°C water bath.
3. Vortex the aliquots for 10-seconds prior to use.
4. Inoculate the panel aliquots without further dilutions. (200-µL is the recommended volume for inoculation)

H&V Training Panel Key

Panel Member	Expected Result	Panel Member	Expected Result
1	Negative	13	VZV
2	HSV-1	14	VZV
3	CMV	15	Negative
4	Negative	16	Negative
5	Negative	17	CMV
6	HSV-1	18	Negative
7	HSV-2	19	HSV-1
8	VZV	20	VZV
9	VZV	21	VZV
10	CMV	22	VZV
11	VZV	23	HSV-2
12	VZV	24	HSV-2

Warranty Statement

These products are warranted to perform as described in their labeling and the Diagnostic HYBRIDS literature when used in accordance with their instructions. THERE ARE NO WARRANTIES WHICH EXTEND BEYOND THIS EXPRESS WARRANTY AND DIAGNOSTIC HYBRIDS DISCLAIMS ANY IMPLIED WARRANTY OF MERCHANTABILITY OR WARRANTY OF FITNESS FOR PARTICULAR PURPOSE. Diagnostic HYBRIDS sole obligation and purchaser's exclusive remedy for breach of this warranty shall be, at the option of Diagnostic HYBRIDS to repair or replace the products.

¹ Biosafety in Microbiological and Biomedical Laboratories (BMBL), 5th edition, 2007, CDC-NIH manual.
<http://www.cdc.gov/od/ohs/biosfty/bmb15/bmb15toc.htm>