

How To...

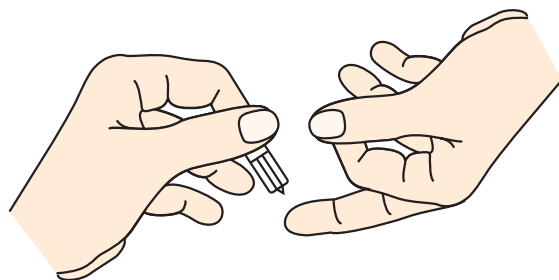
Obtain a capillary whole blood fingerstick sampling*

PREPARING THE PATIENT

- Wash patient's hand with soap and warm water, or clean with an alcohol swab. Allow to dry.
- Massage the hand without touching puncture site by rubbing down the hand and finger towards the tip.
- Use standard clinical methods to collect sample.

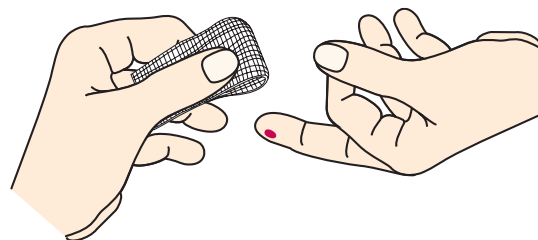
STEP 1

- The side of the middle or ring finger is the preferred puncture site.
- Puncture the skin with the lancet.



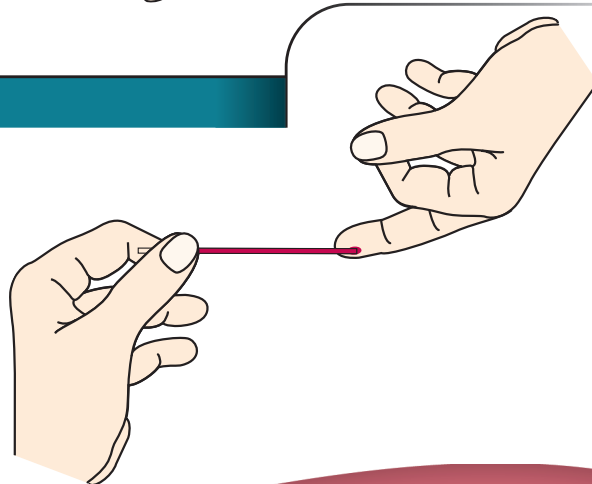
STEP 2

- Wipe away first sign of blood.



STEP 3

- Gently rub the hand from wrist to palm to finger in order to form a rounded drop of blood over the puncture site. *Avoid squeezing around the puncture site.*
- Touch the capillary tube to the blood until filled.



QUIDEL

Source:
*NCCLS Physician's Office Laboratory
Procedure Manual Vol. 12, No. 7
June 1992

www.quidel.com
HT1018200EN00 (03/19)