



Study the Package Insert thoroughly before using this Procedure Card. This is not a complete Package Insert.

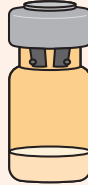
Kit Contents

2 tubes (1.5 mL/tube)



Process Buffer

12 vials



8x Master Mix

1 tube (1.9 mL/tube)



Rehydration Solution

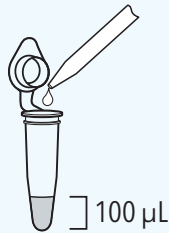
Sample Preparation

1



Remove 100 µL aliquot of specimen (user supplied).

2



Add 100 µL of specimen to a 1.5 mL centrifuge tube (user supplied).

3



Heat at 60°C for 5 min. (heat block user supplied).

4



Add 25 µL of Process Buffer, within 60 min. (contains process control material).

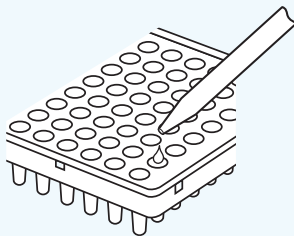
Amplification and Detection Procedure

5



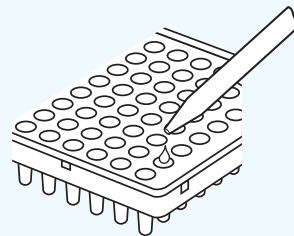
Open Master Mix slowly. Add 135 µL of Rehydration Solution. Replace cap and allow it to sit for 1-2 minutes. Gently pipette rehydrated Master Mix up and down 3-5 times. Avoid creating bubbles.

6



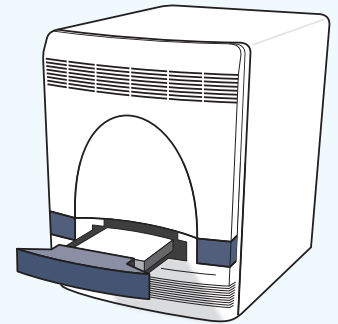
Add 15 µL of Master Mix to each well.

7



Add 5 µL of sample with process control to plate well and seal the plate. Centrifuge plate for 15 seconds.

8



Insert plate into 7500 Fast Dx or QuantStudio Dx Thermocycler and select appropriate Lyra assay protocol. 46 minutes per run.